

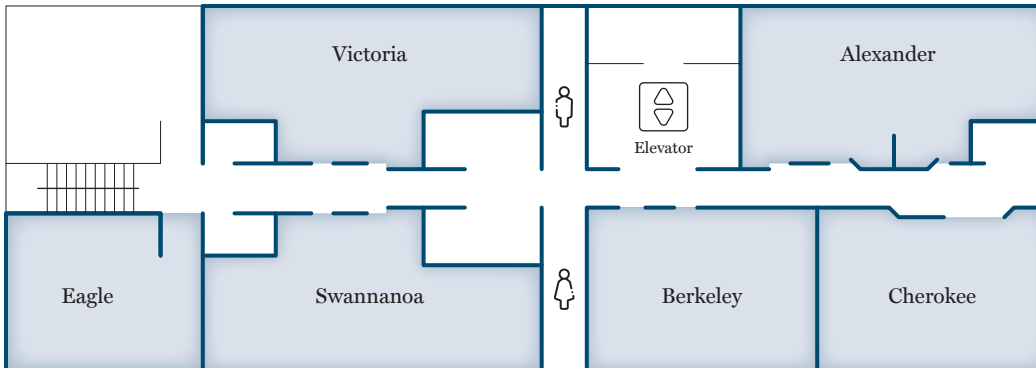
MEETING SPACE

CAPACITY/FLOOR PLAN*

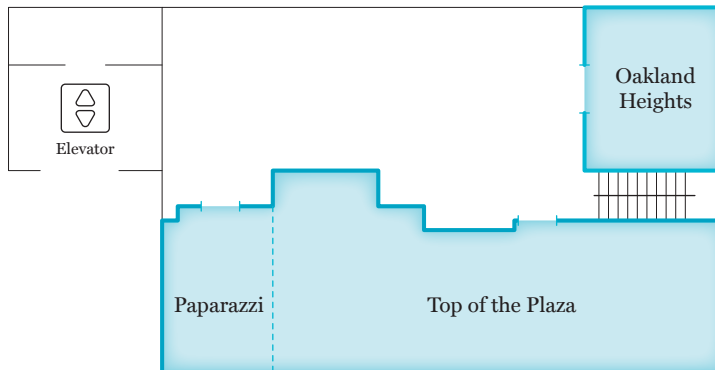
	Victoria	Alexander	Eagle	Swannanoa	Berkeley	Cherokee	Oakland Heights	Top of the Plaza	Paparazzi
Dimensions	48' x 18'	48' x 18'	27' x 24'	60' x 18'	24' x 18'	24' x 18'	24' x 28'	79' x 18'	27' x 21'
Square Footage	864	864	468	1,080	432	432	552	1,422	715
Ceiling Height	8'	8'	8'	8'	8'	8'	8'	8'	8'
Theatre	100	100	40	125	50	50	-	150	-
Classroom	50	50	20	60	20	20	-	50	-
Conference	30	30	20	40	20	20	10	28	-
U-Shape	25	25	15	30	15	15	-	33	-
Hollow Square	25	25	15	30	15	15	-	36	-
Banquet	60	60	32	64	32	32	-	125	30
Reception	100	100	50	125	50	50	-	200	70

*Combined occupancy of the 2nd floor function rooms shall not exceed the total exit capacity of 294 total occupants. Capacities are maximum seatings and do not account for audio-visual set-up.

SECOND FLOOR MEETING ROOMS



TWELFTH FLOOR MEETING ROOMS



RENAISSANCE ASHEVILLE DOWNTOWN HOTEL

31 Woodfin Street, Asheville, NC 28801
 T: 828.252.8211 | D: 828.210.3006
RenaissanceAsheville.com

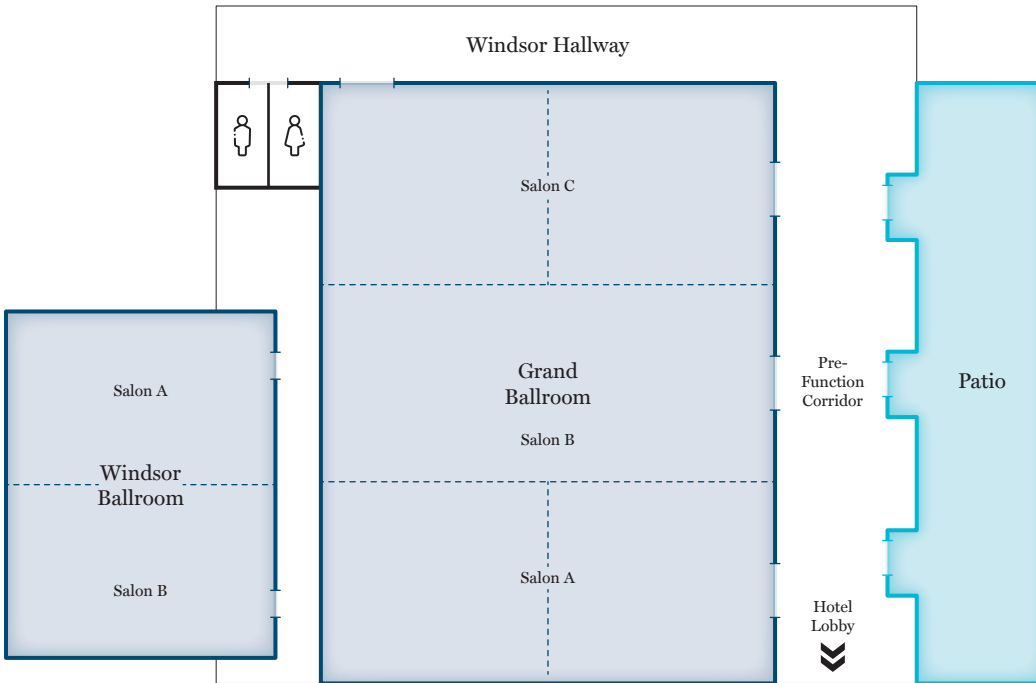
MEETING SPACE

CAPACITY/FLOOR PLAN*

	Patio	Pre-Function	Grand Ballroom	Salon A	Salon B	Salon C	Windsor Ballroom	Salon A	Salon B
Dimensions	24' x 90'	102' x 20'	77' x 105'	77' x 34'	77' x 34'	77' x 34'	60' x 40'	30' x 20'	30' x 20'
Square Footage	2,160	2,040	8,075	2,600	2,600	2,600	2,400	1,200	1,200
Ceiling Height	-	14'	12'	12'	12'	12'	-	-	-
Theatre	200	-	240	250	250	250	200	80	80
Classroom	-	-	150	150	150	150	112	48	48
Conference	-	-	-	50	50	50	44	20	20
U-Shape	-	-	-	50	50	50	34	28	28
Hollow Square	-	-	-	60	60	60	44	30	30
Banquet	72	-	162	162	162	162	144	56	56
Reception	100	200	300	300	300	300	-	-	-

*Combined occupancy of the 2nd floor function rooms shall not exceed the total exit capacity of 294 total occupants. Capacities are maximum seatings and do not account for audio-visual set-up.

BALLROOMS & PATIO



RENAISSANCE ASHEVILLE DOWNTOWN HOTEL

31 Woodfin Street, Asheville, NC 28801

T: 828.252.8211 | D: 828.210.3006

RenaissanceAsheville.com