

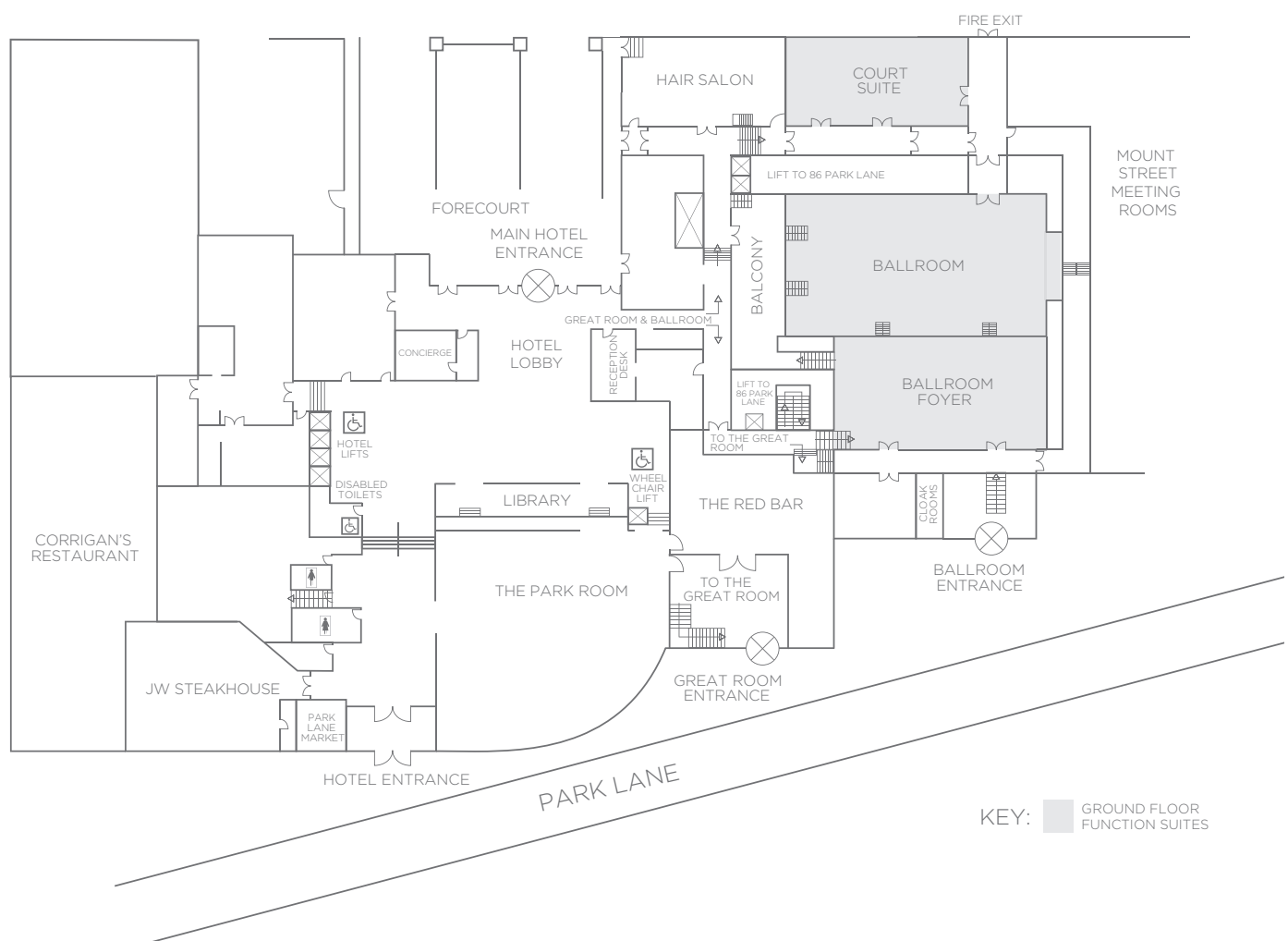




For elegance, flexibility and sheer quality, JW Marriott Grosvenor House, is an unrivalled destination.

A large, multi-story brick building with a prominent corner entrance, likely a historical or institutional structure, surrounded by trees and a street. The building features a mix of red brick and lighter-colored stone or concrete at the base and around the windows. It has many windows, some with decorative frames. The building is situated on a street corner, with a sidewalk and a road in the foreground. There are trees and a clear sky in the background.

PARK STREET



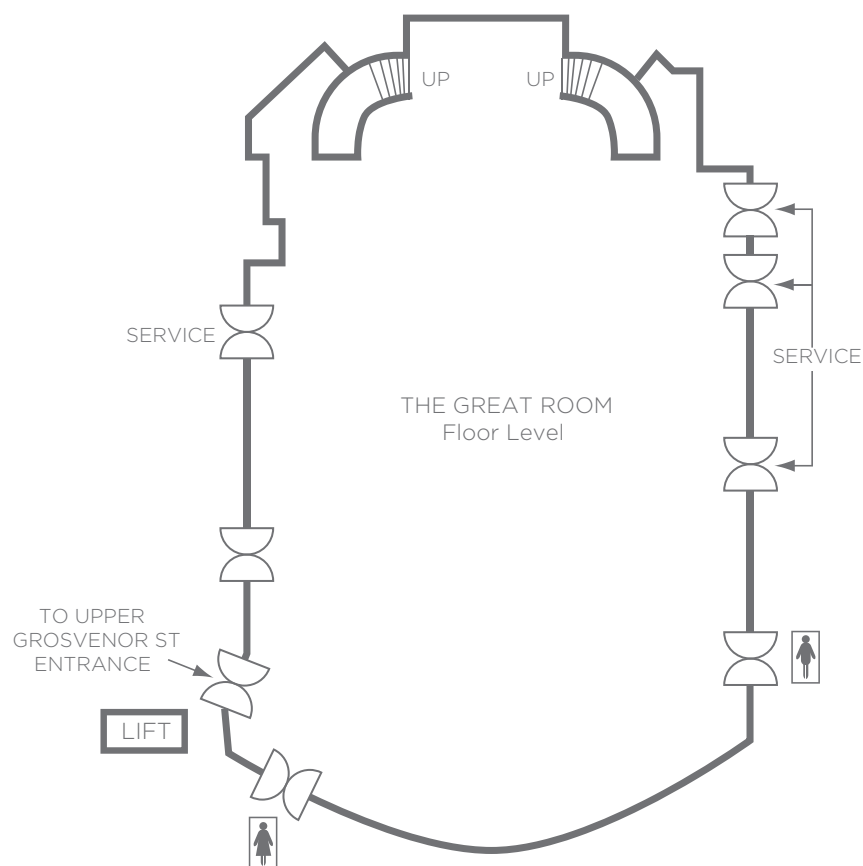


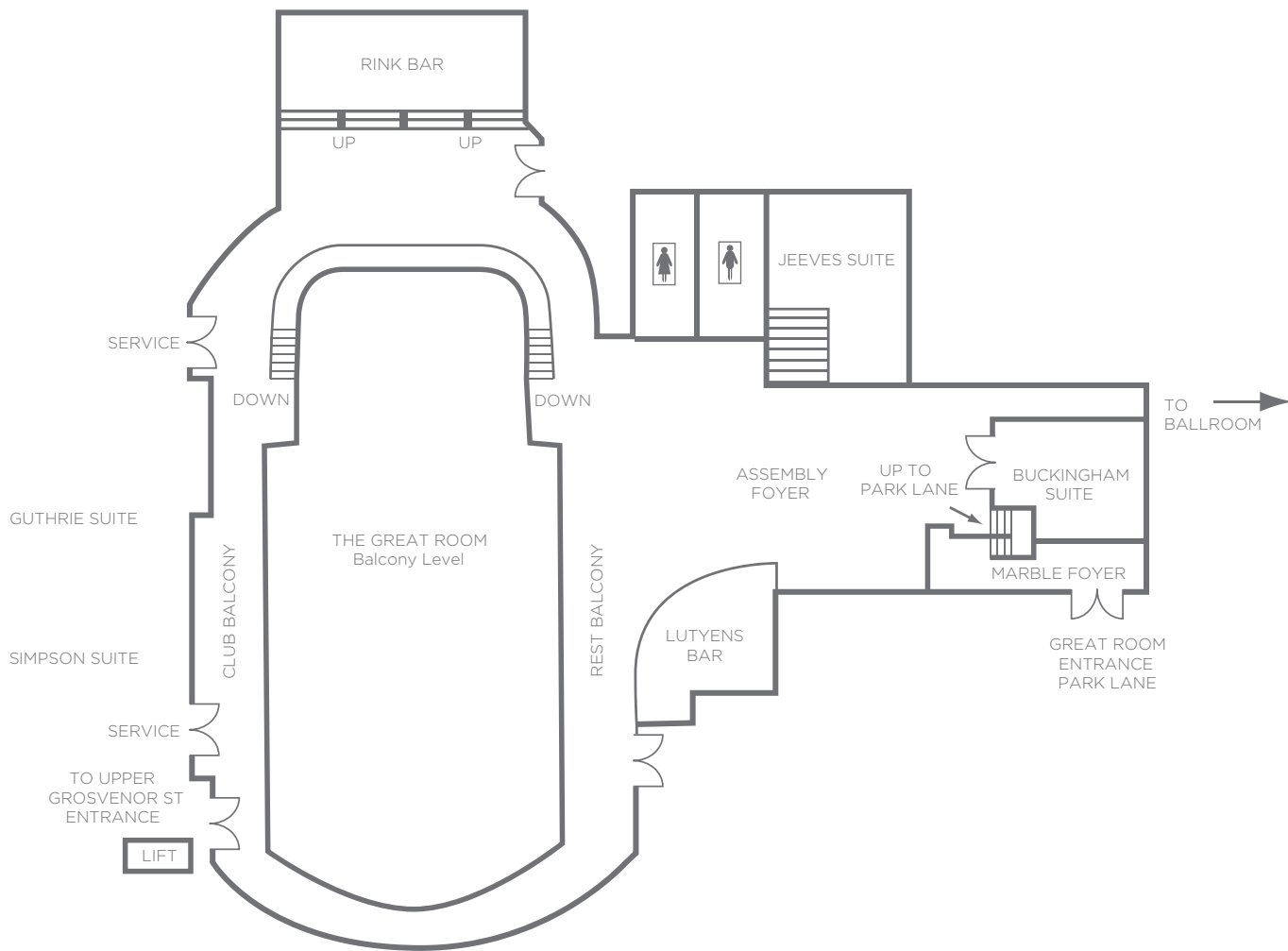
## THE GREAT ROOM



### THE GREAT ROOM

Known as the most desirable address for society and celebrity occasions, the Great Room fuses a rich and fascinating history on Park Lane. The inspired surroundings of this iconic event space began its history in 1929 as an ice-rink where the young Queen Elizabeth II learned to skate. Today, the crystal chandeliers, expansive carpet and sweeping staircase are reminiscent of that virtuous history, to create a perfect backdrop for you to pursue this evolving legacy with your own crafted experience.





	DIMENSIONS			CAPACITY											
	LXW(MT) LXW(FT)	SQ. MT.	SQ. FT.	BANQUET ROUNDS	AWARDS DINNER	DINNER DANCE	RECEPTION	THEATRE FP	BP	CLASSROOM FP	BP	BOARDROOM	CABARET FP	BP	U-SHAPE
Great Room (Total)	-	3,147	34,164	2000	1500	1500	2000	1500	1300	800	700	140	1000	500	-

FP: Front Projection BP: Back Projection

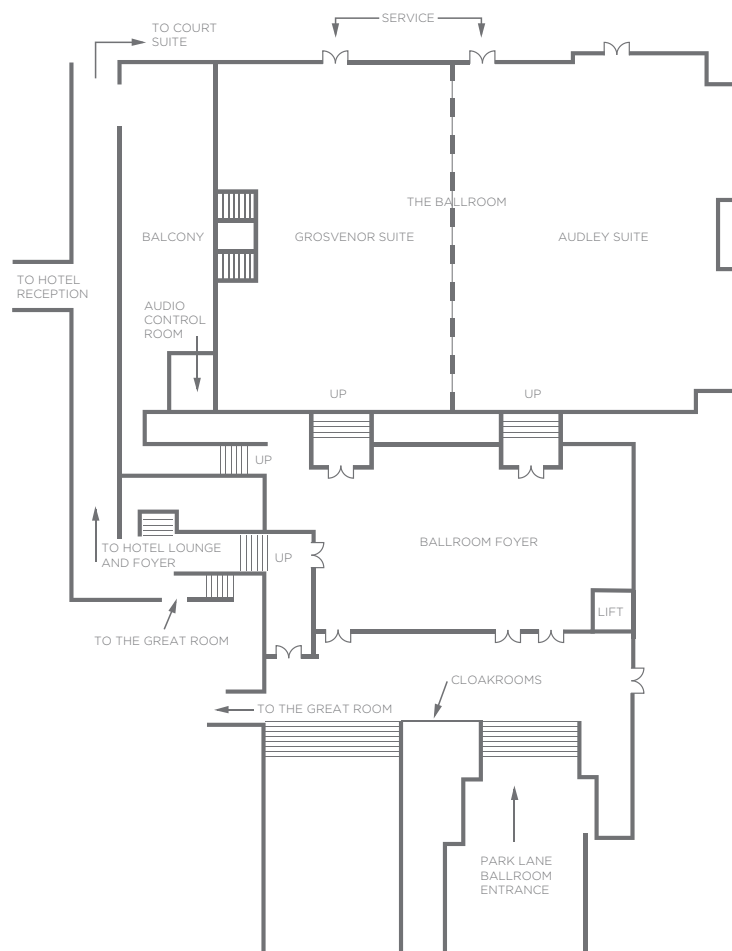







## BALLROOM

Embracing a glamorous and historic past with exquisite events from weddings to society and corporate occasions, the elegant Ballroom is naturally understated, refined and purposefully graceful. Maintaining a fresh and timeless décor with elegant cut glass chandeliers and Art Deco features with 21st century comfort and inspired services.



COURT SUITE

Understated charm underpins an enriching experience. The Court Suite is a distinctive setting, featuring natural daylight and high ceilings to provide a perfect backdrop for receptions, dinners, conferences and celebratory events delivered with attention to craft and detail.



	DIMENSIONS				CAPACITY										
	LXW(MT) LXW(FT)	SQ. MT.	SQ. FT.	BANQUET ROUNDS	AWARDS DINNER	DINNER DANCE	RECEPTION	THEATRE FP	BP	CLASSROOM FP	BP	BOARDROOM	CABARET FP	BP	U-SHAPE
Ballroom (Total)	29.5x19.3x4 97x63x13	900	9,688	550	500	450	1000	550	450	260	200	60	240	210	80
	17.93x15.9x4 59x52x13	285	3,067	250	180	190	400	250	200	120	100	44	140	100	60
Grosvenor Suite	17.93x13.88x4 59x45x13	249	2,680	200	140	140	400	150	100	100	80	44	100	80	40
Court Suite	16.6x10.3x4.1 54x34x13	171	1,840	180	-	120	250	180	-	70	-	-	66	-	48





## 86 PARK LANE

Available to combine banqueting with business, offering a distinctive experience in a choice of light filled rooms. These dedicated individual event spaces offer a venue for every kind of occasion where you can energize your guests with our full-service catering, coffee breaks or banqueting for a seamlessly crafted experience.



BURLINGTON



# 86 PARK LANE



	DIMENSIONS				CAPACITY					
	LXW(MT) / LXW(FT)	SQ. MT.	SQ. FT.	BANQUET ROUNDS	COCKTAIL RECEPTION	BOARDROOM	THEATRE	CLASSROOM	U-SHAPE	CABARET FP TABLE OF 6
Adams	6.7x6.1x2.6 / 20x22x9	41	441	20	30	16	30	14	14	12
Albemarle	13.9x10.8x2.5 / 35x46x8	150	1,616	100	150	34	110	50	-	48
Aldford	11.8x5.6x2.5 / 18x39x8	66	710	40	60	24	50	25	21	18
Apsley	6.9x6.1x2.6 / 20x23x9	42	452	20	30	16	30	14	14	12
Barnato	7.9x6.1x2.5 / 20x26x8	48	519	20	32	16	30	18	14	12
Boardroom	6.2x5.3x2.9 / 17x20x10	32	354	20	30	12	28	10	12	12
Bourdon	11x5.8x2.5 / 19x36x8	64	687	40	55	24	50	25	21	18
Brook	8.2x6.1x2.5 / 20x27x8	50	538	20	35	20	30	18	16	12
Burlington	13.9x7.3x2.5 / 24x46x8	99	1,093	70	100	34	80	35	34	36
Chesterfield	7.6x5.3x2.5 / 17x25x8	40	434	20	30	16	30	15	12	12
Clarendon	10.3x5.3x2.5 / 17x34x8	55	592	40	50	24	40	24	20	18
Devonshire	10.8x5.3x2.5 / 17x35x8	57	616	30	50	24	40	24	21	18
Dudley	7.9x5.3x2.5 / 17x26x8	42	452	20	30	16	30	15	12	12
Fitzroy	14.5x5.9x2.5 / 19x48x8	86	925	60	80	34	70	42	34	36
Hampden	7.5x6.4x2.5 / 21x25x8	48	517	20	40	16	30	18	12	12
Harcourt	6.1x5.6x2.5 / 18x20x8	34	368	20	25	12	30	12	10	12
North	11.5x6.2x2.5 / 20x38x8	71	767	40	70	24	58	30	24	18
Somerset	9.5x5.2x2.5 / 17x31x8	49	532	30	40	18	30	21	15 (slim)	18
Spencer	11.9x5.4x2.8 / 18x39x9	64	692	40	60	24	42	18	21 (slim)	18
Stratton	10.8x6.1x2.4 / 20x35x8	65	709	40	60	24	48	30	15 (slim)	18

PARK VIEW SUITE



## GUEST BEDROOMS

Cultivate enriching experiences at JW Marriott Grosvenor House, with refined British elegance and intuitive luxury in the heart of Mayfair. With an inspired décor based on accents of colour mirroring Royal Hyde Park and the complimentary well-being benefits on offer.

Guest accommodations, including two Royal Suites, with plush pillow top beds and marble bathrooms continue to pay homage to our fascinating past, whilst acknowledging immersive and tailored present day relevance.



DELUXE ROOM





